

World Crossbow Shooting Association Inc.
secretarygeneral@worldcrossbow.com
www.worldcrossbow.com

Competition and Shooting Rules for World Championship. Regional Championship. Registered Star competition.

Forest Round, Bushland Round.

Book 8 of 11.

for

Target, Standard, Freestyle, and Medieval Crossbow

October 2024

INDEX

BOOK 8. FOREST and BUSHLAND ROUNDS

(Interactive Index)

[43 THE RANGE](#)

[43.1 Course Layout](#)

[43.2 Miscellaneous Equipment](#)

[43.3 Shooting Control and Safety](#)

[43.4 Order of Shooting and Timing Control](#)

[43.5 Target Faces and Distances](#)

[43.6 Shooting](#)

[43.7 Shooting Stance and Position](#)

[43.8 Scoring](#)

[43.9 Questions, Disputes and Appeals](#)

43 THE RANGE

The Forest round will be conducted in a suitable forest or wooded area. The course will avoid where possible any man-made structures above ground level and use approved paper animal target faces at unmarked distances. (refer clause 43.5.10)

The Bushland round will be conducted in a suitable forest or wooded area. The course will avoid where possible any man-made structures above ground level and use NFAA Hunter field target faces at unmarked distances. (refer clause 43.5.10)

43.1 COURSE LAYOUT

- 43.1.1 WCSA Forest and Bushland courses will be laid out so that the shooting pegs and targets can be reached without undue difficulty, personal hazard, or waste of time. Targets will be laid out in such order as to provide a maximum variety and the best use of the available terrain.
- 43.1.2.1 WCSA sanctioned Forest events will be conducted using WCSA approved paper animal faces with two (2) scoring zones only. Mixing target face styles is not permitted.
- 43.1.2.2 WCSA sanctioned Bushland events will be conducted using standard NFAA Hunter Field faces (Black and White) only. Mixing target face styles is not permitted.
- 43.1.2.3 The World Crossbow Shooting Association - Forest and Bushland rounds will consist of twenty-four (24) targets set at UNMARKED distances from a minimum of five (5) metres up to a maximum of sixty (60) metres for Target, Standard and Freestyle Crossbows and five (5) metres up to forty-five (45) metres for Medieval Crossbows. Refer BOOK 8 - Clause 43.5.10 for target groups and distances.
- 43.1.3 Two (2) pegs will be placed approximately one (1) meter apart at each target shooting distance so that two competitors may shoot together, one from either side.
- 43.1.4 All pegs must be numbered with the number of the corresponding target
- 43.1.5 Distance tolerance from peg to target will not exceed +/- 15 cm on distances of 20 metres or less and will not exceed +/- 30 cm on distances greater than 20 metres. All distances will be measured in the air.
- 43.1.6 The buttresses will provide for a margin of at least 1 cm outside the lowest scoring zone(s) placed upon it. In all cases, regardless of the slope of the terrain, the buttress should be located reasonably vertical, and none of the face will be obscured from the shooters' line of sight.
- 43.1.7 All targets will be numbered sequentially. The numbers will be no less than 20 cm tall and will be yellow on black or black on yellow alternating targets and will be located within the approach to the pegs for the targets. They will also serve as a holding point for those competitors waiting to shoot.
- 43.1.8 Faces will not be placed over any larger face.
- 43.1.9 Clearly visible direction signs indicating the route from one target to the next target must be located at strategic intervals to ensure safe movement and easy communication along the course.
- 43.1.10 Suitable barriers and signs will be placed around the course, where necessary to keep spectators and non-competitors at a safe distance, without unnecessarily obstructing their view of the shooting.
- 43.1.11 Only those people with the appropriate accreditation will be allowed on the course. Team Managers and other officials are not allowed on the course.
- 43.1.12 Championship courses should be newly laid-out and un-shot.
- 43.1.13 Courses must be ready for inspection by the Judges' Commission no later than two (2) days before the competition shooting is due to commence.
- 43.1.14 Course laying
 - 43.1.14.1 Because WCSA Forest Round and Bushland courses use natural terrain with trees and shrubs in the course layout, it is usually only the immediate vicinity which is in view. Therefore, maximum safety precautions must be taken, both in the layout and in the shooting.
 - 43.1.14.2 Consider the path to and from the shooting pegs and targets and clearly mark them. Ensure that possible lines of bolt flight will not endanger competitors or spectators.
 - 43.1.14.3 Where possible, do not allow any path or another shooting stand to be visible from any other shooting stand, even if it is considered out of range.

- 43.1.14.4 Consider the spectators when positioning buttresses. Targets must not be placed where a stray bolt could endanger the public.
- 43.1.14.5 Targets should never be placed on the brow of a hill, where the landing of overshoots cannot be determined.
- 43.1.14.6 When laying out the course, ensure that safe flight path is available for both left and right-handed shooters, for light and heavy crossbows and for short and tall Arbalists.
- 43.1.14.7 Course laying is an acquired skill. Organisers are advised to enlist the services of an experienced Field course layer when setting out a course for the first time.

43.2 MISCELLANEOUS EQUIPMENT

The equipment outlined below is mandatory for WCSA Championships and is recommended for other important tournaments.

- 43.2.1 Registration numbers to be worn by each competitor.
- 43.2.2 Equipment such as Field Telephones, two-way radios and the like are necessary for communication between officials.
- 43.2.3 A score board or some other such device with the competitor's name and/ or target number 1A, 1B etc may be used for displaying progressive total scores after each day's shooting.

43.3 SHOOTING CONTROL AND SAFETY

- 43.3.1 A competitor may not span or load a crossbow with a bolt, except when standing at the shooting peg.
- 43.3.2 While shooting is in progress only those competitors whose turn it is to shoot may be at the shooting peg. All other competitors will remain at the holding position (Target number) with their equipment.
- 43.3.3 After a competitor has shot his/her bolts, he/she will retire to the holding position (Target number) with his/her equipment.
- 43.3.4 No competitor or other person may touch the tackle of another without the latter's consent.
- 43.3.5 A competitor will not be disturbed or approached during shooting except in an emergency.
- 43.3.6 No competitor will approach a target or go forward of the shooting peg unless all the competitors in the group have finished shooting the required number of bolts for that target.
- 43.3.7 To ensure the proper conduct of a tournament and in the interests of safety, the Judges may request a competitor to change his/her shooting position on the line or join another target group. If the competitor considers the Judges' request to be unreasonable his/her appeal to the Jury of Appeal will be heard prior to any change in position.
- 43.3.8 Any remark or action made that may cause annoyance or confusion to a competitor or may detract from his/her concentration is un-sportsmanlike and is not allowed. The Judge(s) will first caution the offender, and if the offence is repeated, may direct him/her to withdraw from the event.
- 43.3.9 In the event of a competitor not being satisfied with a ruling given by the Judges, he or she may, except as provided for in BOOK 7 - Clause 43.3.10, appeal to the Jury of Appeal according to BOOK 2 - Clause 27. Trophies or prizes which may be affected by a dispute will not be awarded until the Jury ruling has been given.
- 43.3.10 Should a target face become unreasonably worn or otherwise disfigured or should there be any other complaint about range equipment, A competitor or his/her Team Manager may appeal to the Judges to have the defective item replaced or remedied.

43.4 ORDER OF SHOOTING AND TIMING CONTROL

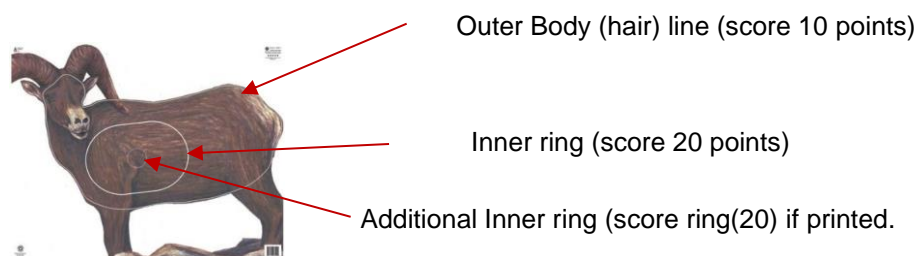
- 43.4.1 Competitors will shoot in groups of no more than four (4), but never less than three (3). Should the number of competitors exceed the course capacity, additional groups will be formed and placed on the course as convenient. Groups will be assigned by drawing competitor names from a container, provided that there are no more than two competitors from one country in the same group. The group assignment will be made by the Organising Committee.

- 43.4.2 Competitors will wear registration numbers and be allocated targets and shooting positions indicating the order of shooting in each group. Shooters will be designated 1A, 1B, 1C, 1D, 2A, 2B, 2C, 2D, etc.
- 43.4.3 Each group will shoot in detail, rotating as follows:
- 43.4.3.1 For a four-person group, two competitors will shoot at the peg, one on either side, rotating: first target AB-CD, the next target CD-AB then alternating for the remainder of the course.
- 43.4.3.2 For a three-person group, the order will be: AB-C, C-AB, AB-C, etc.
- 43.4.4 The shooting position will be with both feet behind an imaginary straight line parallel to the target face, with one of the archer's feet within 30cm of the post. The imaginary line will be 1 metre in length each side of the post and be parallel to the target face.
- 43.4.5 Forest Round - Competitors will shoot two (2) bolts at the designated target. Both bolts will be scored according to BOOK 8 - Clause 43.8.8.
Bushland Round – Competitors will shoot two (2) bolts at the designated target. Both bolts will be scored according to BOOK 8 – 43.8.8.
- 43.4.6 Shooting at Group 3 and 4 faces:
Forest Round – (BOOK 8 – Clause 43.5.10)
For Group 3 target faces. The first two competitors will shoot at the left-hand target and the second two competitors will shoot at the right-hand target.
For Group 4 target face. The first competitor on the left will shoot at the top left-hand face and the first competitor on the right will shoot at the top right-hand face. For the second group, the competitor on the left will shoot at the bottom left-hand face and the competitor on the right will shoot at the bottom right-hand face. (Book 8 – Clause 43.5.3)
Bushland Round – (BOOK 8 – Clause 43.5.10)
For Group 3 target faces. The first two competitors will shoot at the left-hand target and the second two competitors will shoot at the right-hand target.
For Group 4 target face. The first competitor on the left will shoot at the top left-hand face and the first competitor on the right will shoot at the top right-hand face. For the second group, the competitor on the left will shoot at the bottom left-hand face and the competitor on the right will shoot at the bottom right-hand face. (Book 8 – Clause 43.5.7)
- 43.4.8 Competitors will shoot only one shot from each peg either in a walk-up or fan format.
Walk-up shots have two (2) pegs for the Forest round and two (2) pegs for the Bushland round at different distances and one bolt is shot from each peg starting at the peg farthest away from the target and moving forward to the next peg for the second shot.
Fan shots have two (2) pegs for the Forest round and two (2) pegs for the Bushland round set at the same distance but spaced out sideways starting with the competitors making the first shot from the left peg and then moving to the right to the next peg for the second shot.
- 43.4.9 Competitor Groups will be assigned to start simultaneously from various targets and will complete the round at the target previous to one at which they started. Additional groups assigned to a target will wait until the primary group on that target has shot and scored their bolts before proceeding. Groups will be spaced out so as to avoid “bunching”. Where there are more groups than target starting positions, the extra groups will be queued on target one (1) and started by a Judge.
- 43.4.10 In the case of equipment failure, the order of shooting may be changed temporarily. In any event no more than thirty (30) minutes will be allowed to repair any problem. The other competitors in the group will shoot and score their bolts before allowing any following groups to shoot through. If the repair is completed within the time limit, the competitor affected may make up any bolts remaining to be shot at that target.
- 43.4.11 Competitors in a group may allow other groups to “shoot through”, provided that the Organisers or the Judges are notified.
- 43.4.12 A time limit of four (4) minutes for two (2) bolts per target per competitor will be allowed from the time the competitor takes his or her position at the first peg, which he or she will do as soon as it becomes available. Judges are required to time a competitor or a group who are causing undue delay in the competition. A Judge, having observed a competitor exceeding the time limit, will caution him or her by a signed note on the scoresheet, indicating the time of the warning. For a second or subsequent warning during that stage of the competition, the competitor's highest scoring bolt at the target will be forfeited.
- 43.4.13 The time limit may be extended in exceptional circumstances.
- 43.4.14 Time warnings will not be carried over from one stage of the competition to the next.

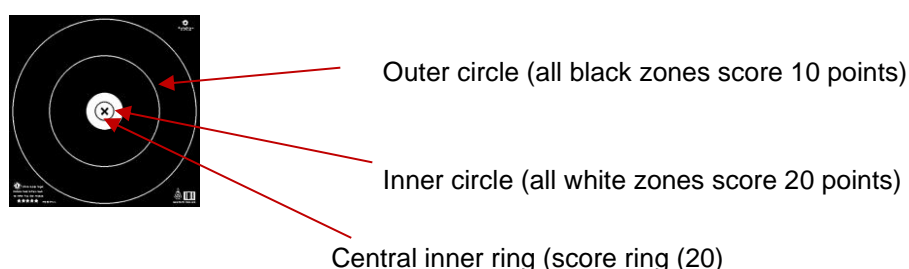
- 43.4.15 Following the completion of the course by the first group, a ninety (90) minute time limit will apply to all groups remaining on course. At the end of the ninety (90) minute period, the course/shoot will be closed and all remaining groups on course will be escorted from the course by the judges. (refer BOOK 8 - Clause 43.4.13)

43.5 TARGET FACES AND DISTANCES

- 43.5.1 WCSA sanctioned Forest events will be conducted using WCSA approved paper animal faces with two (2) scoring zones only. Mixing Target face styles is not permitted.
- 43.5.2 The WCSA approved (NFAA faces recommended) paper animal faces will consist of pictures (photographs/drawings/painting) of animals and will be in such colours and contrast that people with normal eyesight can see them clearly under normal daylight conditions at the relevant distances in the various target settings. The pictures should be printed with a non-reflective matt medium on a matt white background. Coloured paper animal picture faces must be used in the World Championships.
- 43.5.3 The paper animal faces will have two (2) scoring rings, an outer body (hair) line and an inner ring. If a small additional inner ring is marked it will score the same as the inner ring.




- 43.5.4 The inner ring (heart/lung area being oval in shape) will score twenty (20) points and the small inner circle will score as a ring twenty (20). The ring twenty will only be used only for count back in the case of a tie.
- 43.5.5 The outer (hair) line must closely follow the body contour or if there is no line the outline of the animal will constitute this line will score ten (10) points. Anything outside of the outer (hair) line is non-scoring and marked as a miss (**M**).
- 43.5.6 The NFAA Hunter field faces will use the entire inner circle area (white) will score twenty (20) points and the central inner circle will score as a ring twenty (20). The ring twenty will only be used for count back in the case of a tie.
- 43.5.7 The entire outer circle area (black) will score ten (10) points. Anything outside of the outer circle(s) area is non-scoring and marked as a miss (**M**).



- 43.5.8 To score the bolt must be inside or touching the line marking the scoring zones. If two scoring zones are cut by the same bolt, the higher value will be awarded.
- 43.5.9 Bolt score values = full value of the scoring zone hit.
- 43.5.10 There will be for the **Forest round**:
- Group 4 faces to have four (4) faces fixed in the form of square (one (1) for each competitor).
 - Group 3 faces to have two (2) faces fixed either side by side or one above the other (one (1) face for two (2) competitor).
 - Groups 1 & 2 faces to have one (1) face. (used by all competitors).

There will be for the **Bushland round**:

- a) Group 4 face to have one (1) face with four (4) spots (one (1) for each competitor).
- b) Group 3 faces to have two (2) faces fixed either side by side or one above the other (one (1) face for two (2) competitor).
- c) Groups 1 & 2 faces to have one (1) face. (used by all competitors).



Group 4



Group 3



Group 2



Group 1

Forest Animal Face groups and sizes

Target sizes (+ / - 30mm)	Inner ring size (+ / - 30mm)
Group One 710mm (28 inches) x 1020mm (40 inches)	228mm (9 inches) x 368mm (14.5 inches)
Group Two 570mm (22.5 inches) x 725mm (28.5 inches)	177mm (7 inches) x 267mm (10.5 inches)
Group Three 360mm (14.25 inches) x 570mm (22.5 inches)	115mm (4.5 inches) x 177mm (7 inches)
Group Four 285mm (11.25 inches) x 360mm (14.25 inches)	64mm (2.5 inches) x 92mm (3.625 inches)

Target group and distance variation

These tables indicate the number of targets at each group size and the distance variations allowed for the course per 12 target unit. Double this for the WCSA Forest Round and the Bushland Round. The spacing between targets is not specified but must be such as to maintain safety.

No two shooting distance pegs for the same size target face are to be placed at the same distance.

Target, Standard Crossbow and Freestyle Crossbows

	Forest	Bushland	
Number of targets	Paper Animals	NFAA Hunter Field	Distance variation - metres
3	Group 4	20cm	5 - 20
3	Group 3	35cm	15 - 30
3	Group 2	50cm	25 - 45
3	Group 1	65cm	40 - 60

Medieval Crossbows

	Forest	Bushland	
Number of targets	Paper Animals	NFAA Hunter Field	Distance variation - metres
3	Group 4	20cm	5 to 15
3	Group 3	35cm	10 to 25
3	Group 2	50cm	20 to 35
3	Group 1	65cm	30 to 45

43.6 SHOOTING

- 43.6.1 Practice facilities will be made available to all competitors at the ground before commencement of the event and conducted under safety control.
- 43.6.2 When a round is shot over several days there will be practice facilities available at the commencement of each day.
- 43.6.3 A bolt will not be deemed to have been shot if:
- a) the competitor can touch it or would be able to touch it if the ground was reasonably level, with their crossbow without moving his/her feet from their position in relation to the shooting peg, in which case another bolt may be shot in its place. If another bolt is not available the competitor may retrieve his/her bolt with the Judges' permission.
 - b) the target face or buttress falls over. In this case, the Judges will take whatever measures they deem necessary and compensate adequate time for shooting the relevant number of bolts. If the buttress only slides down it will be left to the Judges to decide what action to take, if any.
- 43.6.4 Under no other circumstances will a bolt be re-shot.
- 43.6.5 Shooters will not discuss with one another the distances on the courses over the days of competition.
- 43.6.6 In the event of equipment failure the competitor will step back off the shooting line (approx. 0.5m) and call a Judge. The competitor will be allowed a maximum of twenty (20) minutes from the time that they stepped back from the shooting line to make repairs and or replace broken equipment. Provided the repairs are completed within the twenty (20) minutes they are then permitted to shoot any make up bolts on that target before moving to the next. Should the repair not be completed within the twenty (20) minutes, the other competitors in the group may then continue shooting the next targets. When the repairs are completed the competitor may re-join the group but cannot make up any targets missed.
Only one (1) equipment failure is permitted for a competitor in a day's shooting.
- 43.6.7 A broken crossbow may be replaced with a spare, provided that it has been passed for equipment inspection. In such cases a Judge will supervise the replacement or escort the shooter off the course, whichever is quicker.
- 43.6.8 Except as provided in clause 43.6.7, no shooter will leave the course until they have finished the round. Shooters will take all necessary food, drinks, and spare equipment with them.
- 43.6.9 In the event of a competitor being unable to continue shooting because of an unexpected medical problem which occurs after the beginning of the shoot, no more than thirty (30) minutes will be allowed for medical personnel to determine the problem and decide whether or not the competitor is fit to continue competing unassisted.
- 43.6.10 Should a group be held up due to an equipment failure or medical problem they will complete that target, move to one side, and allow other groups to pass until the problem has been rectified.

43.7 SHOOTING STANCE AND POSITION

- 43.7.1 During the act of shooting the Forest and Bushland Round:
- 1) For all Assisted Shooter they must shoot from a chair or stool in such a position that all of their body is behind the shooting line but not more than 300mm behind the Shooting line.
Assisted Shooter with an Assistant must use a WCSA approved stand to support the weight of the crossbow. While being shot the crossbow must not touch anything else, except the competitor to act as a steadier. (Refer Appendix 14).
Assisted Shooters without an Assistant may choose to use the WCSA approved stand or not use the WCSA approved stand. Assisted Shooters without and Assistant are not permitted to change their choice during the round. (Refer Appendix 14).
 - 2) All other competitors will, by standing in an upright standing position with both feet behind the Shooting Line / Pegs but not more than 300mm behind the Shooting Line / Peg.
 - 3) For Medieval Shooters, the Tiller (stock) shall be supported on the competitor's shoulder and the crossbow arm may be straight or bent.
 - 4) All crossbows must be supported wholly by the competitor. It cannot be supported on a stand (excluding Assisted) nor can any part of the crossbow touch something to act as a support or

steadier. For Medieval this includes having the arms against the side of body or on the hip to provide support and stabilisation of the crossbow.

43.8 SCORING

- 43.8.1 Two competitors from each group will be designated as scorers. These will normally be those shooters designated A and B, and the scoresheets will be marked accordingly. Double scoring will be used.
- 43.8.2 Scoring will take place after all competitors in the group have shot their bolts.
- 43.8.3 Scorers will enter scores on the scoresheet starting at the first competition target scored and record in descending order the value of each bolt as called out by the competitor to whom the bolts belong. Other competitors in the group will check the value of each bolt called.
- 43.8.4 Scorers will compare their scores before the bolts are drawn. A mistake on the scoresheet discovered before the bolts are drawn, may be corrected (refer BOOK 8 - clause 43.9.2).
- 43.8.5 Neither the bolts or any target face will be touched until all bolts on that target buttress have been recorded and scores checked.
- 43.8.6 A bolt will be scored according to the position of the shaft on the face. Bolts shot in the wrong target will not score and recorded as a miss (**M**).
- 43.8.7 To score the bolt must be inside or touching the line marking the scoring zone. If two scoring zones are cut by the same bolt, the higher value will be awarded.
- 43.8.8 Bolt score values = full value of the scoring zone hit.
- 43.8.9 Should a fragment of the target face be missing, including the dividing line or if the dividing line is displaced by a bolt, then an imaginary continuation of the line will be used for judging the value any bolt which may hit that part of the target face.
- 43.8.10 Bolts imbedded in the buttress and not showing on the face may only be scored by a Judge.
- 43.8.11 All bolt holes to be suitably marked on each occasion when bolts are drawn from the target, bolts rebounding from or passing completely through the buttress will not be scored except as follows:
- 43.8.11.1 If all the competitors in the group agree on the value of the bolt that has rebounded from or passed through, that bolt will be scored as the agreed value.
- 43.8.11.2 If all the competitors in the group agree that a bolt has rebounded or passed through, but cannot agree on its value, then that bolt will be given the value of the lowest unmarked bolt hole that can be found on the target face concerned.
- 43.8.11.3 If all the competitors in that group cannot agree that the bolt has rebounded from or passed through, then that bolt will not be scored, and a Judge may be called.
- 43.8.12 A bolt hitting:
- 43.8.12.1 Another bolt and remaining imbedded therein, will score according to the value of the struck bolt.
- 43.8.12.2 Another bolt, and then hitting the target face after deflection, will score as it lies in the target.
- 43.8.12.3 Another bolt, and then rebounding, will score the value of the struck bolt, provided that the damaged bolt can be identified.
- 43.8.12.4 A target other than the competitor's own target face, will not score and marked as a miss (**M**).
- 43.8.13 Score Validation: At the completion of the course, scoresheets will be signed by the scorers and the competitor, denoting that the competitor agrees with the values of each bolt. If the scorer is participating in the shooting, his/her score sheet will be signed by another competitor in the same group. Competitors are responsible for the verification of their own scoresheets. Scoresheets will be legible and complete. Duplicates will not be issued for any lost, damaged, or stolen scoresheets. Once the scoresheets have been handed in, they will not subsequently be changed. Any disagreement in scoring values between the scoresheets will be recorded at the lower value.
- 43.8.14 Any shooter who alters or knowingly falsifies a scoresheet without authorisation will be disqualified.

43.9 QUESTIONS, DISPUTES AND APPEALS

- 43.9.1 Any competitor may refer any questions about the value of a bolt in the target to a Judge before the target face is touched and any bolts are drawn. The ruling of that Judge will be final.
- 43.9.2 A mistake on a scoresheet may be corrected before the bolts are drawn, provided that all competitors on the target agree on the correction. The correction on the scoresheet will be witnessed and initialled by all the competitors on the target. Any other disputes concerning entries on a scoresheet will be referred to a Judge.
- 43.9.3 Should a target face become unreasonably worn or otherwise disfigured or should there be any other complaint about course equipment, a competitor or his Team Manager may appeal to the Judges' Commission before the next stage of the competition.
- 43.9.4 Questions concerning the conduct of the shooting, or the conduct of a competitor will be lodged with the Judges before the next stage of the competition.